



alinta[®]
granito pvt. ltd.



ALINTA GRANITO PVT. LTD.
VITRIFIED PORCELAIN TILES

■ 8, A, National Highway, Sartanpar Road,
Senso Chokdi, Opp. Ratavirda Village,
Morbi - 363 621. (Guj.) India.

✉ export@alintagranito.com

🌐 www.alintagranito.com

📱 [alintagranito](#)

ind makers +91-98795 80091

always creative...

60x60 cm
60x120 cm
80x80 cm

GVT | PGVT
POLISHED PORCELAIN TILES

COMPANY PROFILE

Welcome to the world of **ALINTA GRANITO PVT. LTD.** Manufacturer and Exporter of Vitrified Porcelain Tiles. **ALINTA GRANITO PVT. LTD.** is an ISO 9001 : 2008 Certified company, Situated at Morbi, Gujarat, INDIA.

We are lashed with all latest **SACMI technology** and machineries base us to reduce human efforts and return helps us to minimize human error to manufacture high quality and excellence designs in **600x600mm - 800x800mm - 600x1200mm**. We fulfill local demand and export too.

We are exporting to entire GCC Markets, **USA, Spain, Belgium, Poland, Turkey, Colombia, Egypt, Qatar, Oman, Ukraine** Far East in large volumes. With technical perfection and punctuality, we are able to justify very large volume orders of Customers. Satisfaction for timely deliveries, quality assurance and customized services have placed us in top ranked player's order; world over. Our products bear market needs combined with excellent technical performance.

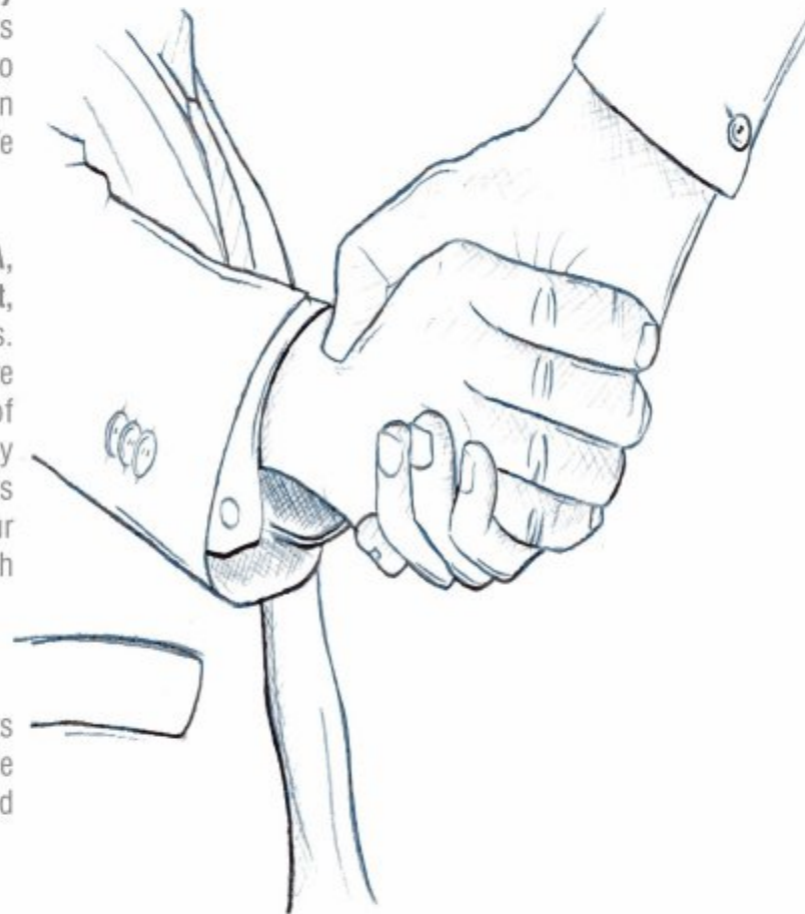
OUR VISION

Aiming to cater the whole world with its innovative vision and continuous R & D We determined to introduce something new, better and economic to market than existing.

OUR SERVICE

We introduce Contemporary design, colour and quality. We promise to keep updated you about latest trend and lifestyle of market. We wish to serve you with our best capabilities and excellence.

Here at **ALINTA GRANITO PVT. LTD.** you can find ingenious of sharp vision global network and powerful backbone.

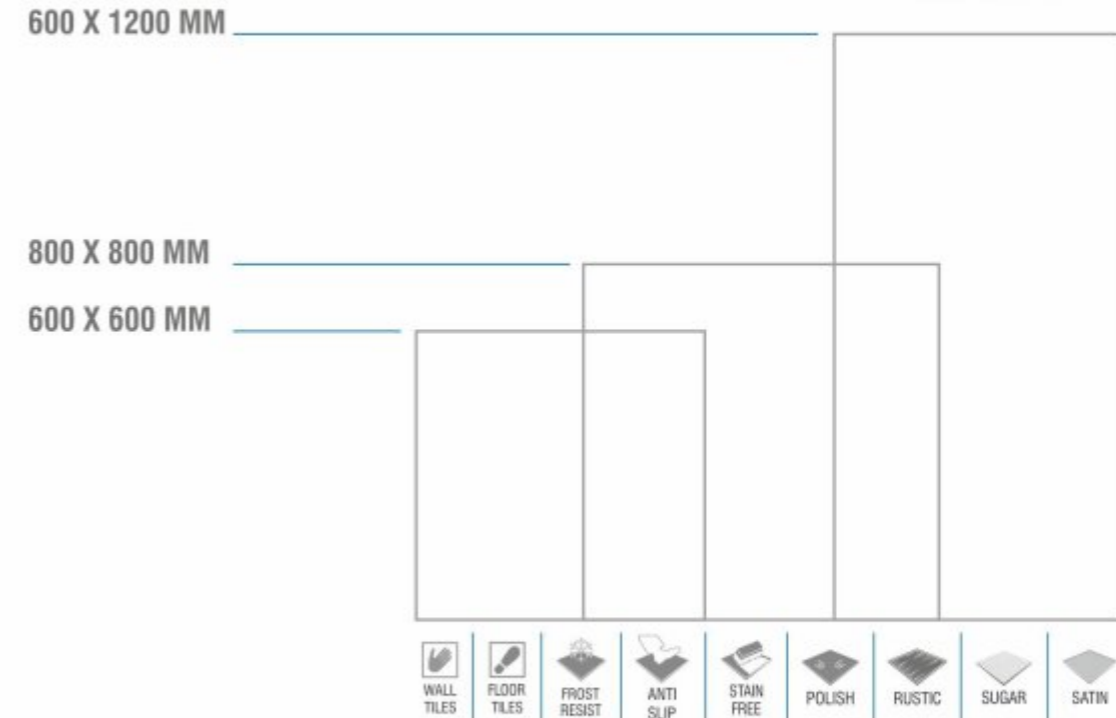


Digital

60x60cm | 80x80cm | 60x120cm

always creative...

OUR PRODUCTS



TECHNOLOGY

Live in present, live with technology. Solutions designed for ceramics demand contemporary technological base. Sanford always looks to the future. Technological investments have been essential values for new products. On account of that the company remains in the position to launch more and amazing collections. As spectrum of customer widens, response to advanced applications and requirements has to be justified. Regular technological updates, researched skills and appropriate applications are great assets to

Our production line maintains HIGH QUALITY PRODUCTS with ease and consistency. New plant and machinery with latest technology are installed at from internationally reputed suppliers like Sacmi-Italy, Creta Print - Spain, Keda - China, LB - Italy for Press, Kiln, Digital Printing Machine, Polishing Unit and Color Machine respectively.

INDEX

Book Match	SERIES - 1001	01
Glossy	SERIES - 2001	12
Matt	SERIES - 3001	20
Sugar	SERIES - 4001	23
Wood	SERIES - 5001	24
High Gloss	SERIES - 6001	26





with **random**
FEEL





G-1001

random



G-1002

random




G-1003

random




always creative™



G-1004

random



G-1005

random




G-1006

random



always creative™



G-1007


random

- Textured Finish
- Random Printing
- Pastic Finished
- Mica
- Mat Finished
- HD Printing
- Great Recommendation
- Digital Printing



G-1008

random



G-1009

random









always creative™






G-1010

random

-  Zirconium finished
-  Mat finished
-  Random
-  HD Printing
-  Pastic finished
-  Grid Recommended
-  Mica
-  Digital Printing



G-1011

random

always creative™





G-2001

random




G-2002

random



G-2003

random




always creative™



G-2004

random



G-2005

random



G-2006

random




always creative™




G-2007

random



G-2008

random



G-2009

random




always creative™



G-2010

random



G-2011

random



G-2012

random


always creative™





G-2013

random



G-2014

random



G-2015

random




always creative™



G-2016

random



G-2017

random



G-2018

random


always creative™





G-2019

random



G-2020

random



G-2021

random




always creative™



G-2022

random



G-2023

random



G-2024

random




always creative™



G-2025

random



G-2026

random



G-2027

random




always creative™



G-2028

random

- Textured Finished
- Random
- Pastic Finished
- Mica
- Matt Finished
- HD Printing
- Great Recommended
- Digital Printing



G-2029

random



G-2030

random




always creative™



G-2031

random



G-2032

random




G-2033

random





always creative™



G-2034

random



G-2035

random



G-2036

random




always creative™



G-2037

random



G-2038

random



G-2039

random




always creative™



G-2040

random



G-2041

random



G-2042

random




always creative™



G-2043

random



G-2044

random



G-2045

random




always creative™



G-2046

random



G-2047

random



G-2048

random




always creative™



G-2049

random



G-2050

random



G-2051

random


always creative™





G-2052

random



G-2053

random



G-2054

random


always creative™






G-2055

random



G-2056

random



G-2057

random


always creative™





G-2058

random



G-2059

random




G-2060

random




always creative™



G-2061


random

- Textured Finished
- Random Printing
- Pastic Finished
- Mica
- Matt Finished
- HD Printing
- Granit Recommended
- Digital Printing



G-2062

random



G-2063

random


always creative™





G-2064

random



G-2065

random



G-2066

random




always creative™



G-2067

random



G-2068

random




G-2069

random





always creative™




G-2070

random



G-2071

random




G-2072

random



always creative™





HG-5001

random



HG-5002

random



HG-5003

random

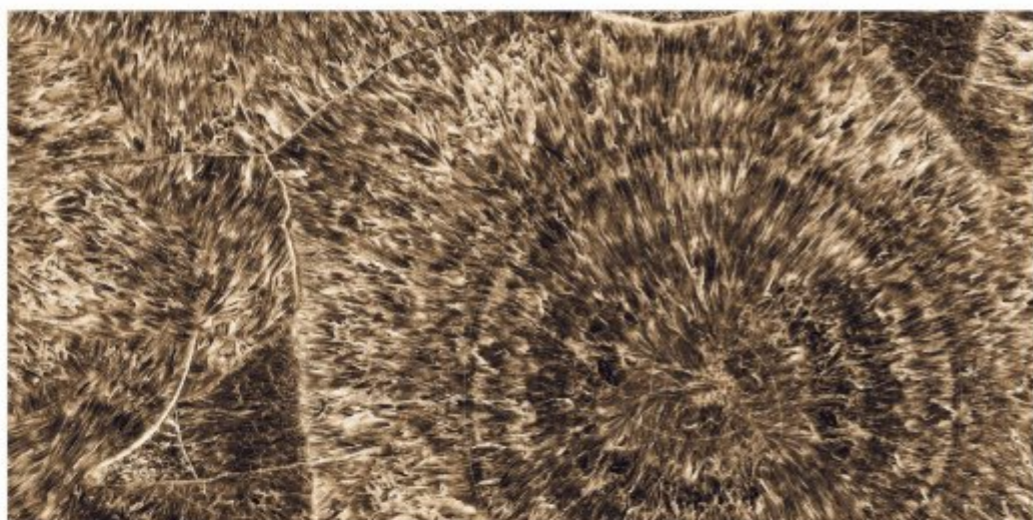



always creative™



HG-5004

random



HG-5005

random




HG-5006

random




always creative™




HG-5007

random



HG-5008

random




HG-5009

random




always creative™

- Textured Finished
- Mat Finished
- Random Printing
- HD Printing
- Politic Finished
- Best Recommended
- Mica
- Digital Printing



HG-5010

random



HG-5011

random


always creative™





M-3001

random



M-3002

random



M-3003

random




always creative™



M-3004

random



M-3007

random



M-3005

random



M-3008

random



M-3006

random



M-3009


random

always creative™



M-3010

random



M-3011

random



M-3012


random



always creative™




M-3013



M-3016



M-3014



M-3017



M-3015



M-3018




always creative™



M-3019

random



M-3020

random



M-3021

random




always creative™




S-4001

random



S-4002

random




S-4003

random


always creative™





S-4004

random



S-4005

random



S-4006

random




always creative™



W-6001

random



W-6002

random



W-6003

random


always creative™





W-6004

random



W-6007

random



W-6005

random



W-6008

random



W-6006

random



W-6009


random

always creative™



W-6010

random



W-6013

random



W-6011

random



W-6014

random



W-6012

random



always creative™

Tiles Laying Instruction



★ PRIOR TO INSTALLATION

The surface to be paved to be flat, and free from substance: Dust, impermeable products, soluble salts, and all those products which are incompatible with adhesive material. In case of crumbling of the base, it must be removed till getting a firm surface

★ LAYING

Spending on the surface using a dentate trowel, whose size will vary from 6x6mm. to 9x9mm. Depending on the size and manufacturer's instructions.

★ LEVELING

Hit the tile with a rubber hammer (from the center to the edges of the tiles). In order to distribute and level the tile.

★ SPACING

Tiles must be paved leaving a gap between them which will vary from 1mm. to 3mm. Joints for placing them

★ JOINING

Joining has to be carried out using a rubber palette knife, which will be used to compress material with backwards and forwards movements. In this way. Joints will be field to over-flowing. Anyhow please follow the manufacturer's introduction in how to use the product-drying time, removing leftovers, and cleaning

★ AFTER LAYING

Once the work has been finished. There are leftovers of the employed materials which have to be removed as soon as possible (cement, joints material, etc...) For this, we recommended using a cement remover or any others acid based descaling product.

★ MAINTENANCE TIPS

A Beautiful floor is considered by many as the most vital element of construction. it's what any visitor sees first. And most importantly, once laid, a floor seldom changed. It must therefore not only be beautiful but also retain it's beauty for years to come.

But floors are subject to the daily grind & rigorous of foot traffic and to stains, ink stains, grease stains, etc. Even the best of the tiles will stain if not maintained. Fortunately the situation is not completely futile, we at **alinta Granito** in tandem with leading research laboratories have found solutions for these irritants.

alinta Granito floor tiles are tough and are manufactured to exacting European norms and have been tasted to withstand staining as per the EN & IS Norms. Just know the right cleaning methods and your floor can look as spotless years from now as they do today.

★ Note :

Colours shown are as accurate as the limitations of the printing process will allow. Prospective customers are advised to inspect a sample of the tile before ordering. Every effort has been made to ensure the accuracy of the information given. However, the company reserves the right to change the specifications without prior notice. Sometimes variations in shade or size being inherent to ceramic industry may occur. Before fixing, we advice you to follow the fixing instruction on the cartons of the tiles as no responsibility can be accepted by the company once the tiles have been fixed.

Veteran Export Company
with Global Presence



TECHNICAL SPECIFICATION

POLISHED GLAZED VITRIFIED TILES

Sr No.	CHARACTERISTICS	ISO TEST METHODS	VITRIFIED TILES REQUIREMENT AS PER ISO 13006 Bla / En176 Bla	VITRIFIED TILES IS 15622 : 2006 GROUP Bla	alinta VALUE
A - Dimension & Surface Quality					
1	Deviation in Length & Width	ISO 10545 - 2	+/- 0.6 %	+/- 0.1 %	+/- 0.1 %
2	Deviation in Thickness	ISO 10545 - 2	+/- 0.5 %	+/- 4.0 %	+/- 3.5 %
3	Straightness of Sides	ISO 10545 - 2	+/- 0.5 %	+/- 0.1 %	+/- 0.08 %
4	Rectangularity	ISO 10545 - 2	+/- 0.6 %	+/- 0.1 %	+/- 0.1 %
5	Surface Flatness	ISO 10545 - 2	+/- 0.5 %	+/- 0.2 %	+/- 0.2 %
6	Color Difference	ISO 10545 - 2	Unaltered	Unaltered	No Change
7	Surface Coating	Nano Machine	As Per Manufacturer Norms	As Per Manufacturer Norms	As Per Manufacturer Norms
B - Physical Properties					
1	Water Absorption	ISO 10545 - 3	≤ 0.5 %	≤ 0.8 %	0.05 %
2	Flexural Strength (MOR)	ISO 10545 - 4	≥ 35 N mm ²	≥ 44 N mm ²	44
3	Mohs Hardness	EN 101	≥ 6	≥ 6	7
4	Flexural Breaking Strength	ISO 10545 - 4	> 1300 N	> 1500 N	1900 N
5	Bulk Density (GM/CC)	DIN 51082	> 2 gm/cc	> 2.2 gm/cc	2.35 gm/cc
6	Glossiness	GLOSSOMETER	As Per Manufacturer Norms	As Per Manufacturer Norms	Min. 85 %
7	Slip Resistance Coefficient of Friction	ISO 10545 - 17	> 0.4	> 0.4	> 0.6
8	Resistance of Surface Abrasion	ISO 10545 - 6	As Per Manufacturer Norms	As Per Manufacturer Norms	> PEI IV
C - Chemical Properties					
1	Staining Resistance	ISO 10545 - 14	Resistant	Resistant	Resistant
2	Household Chemicals	ISO 10545 - 13	No Damage	No Damage	No Damage
D - Thermal Properties					
1	Thermal Shock Resistance	ISO 10545 - 9	No Damage	No Damage	Passed
2	Thermal Expansion	ISO 10545 - 8	9x10 - 6 Max.	9x10 - 6 - k - 1 Max.	Passed
3	Moisture Expansion	ISO 10545 - 10	Nil	Nil	Passed

FLOOR TILES PACKING DETAILS

Sr.	Item	Tile Size	Thickness (Approx)	Per Box	Sq. Mtr.	Weight (Approx)
01	GVT / PGVT	600x600mm	9.00 mm	4 Pcs.	1.44	29.50 Kg.
02	GVT / PGVT	600x1200mm	10.00 mm	2 Pcs.	1.44	31.00 Kg.
03	GVT / PGVT	800x800mm	10.00 mm	3 Pcs.	1.92	44.00 Kg.